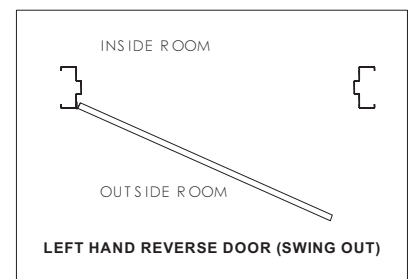
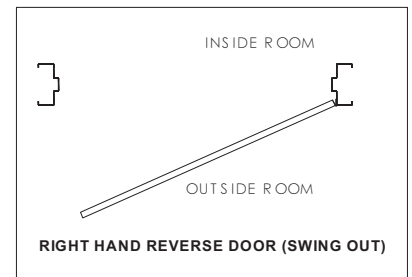
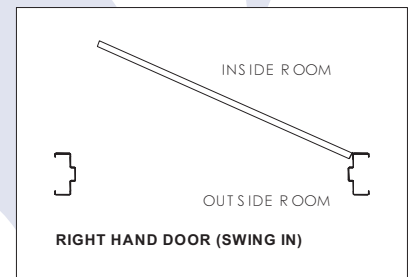
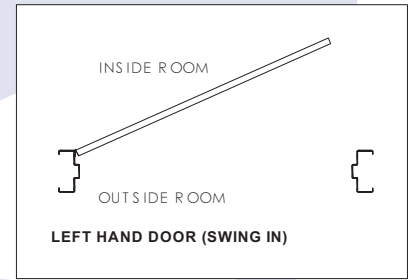
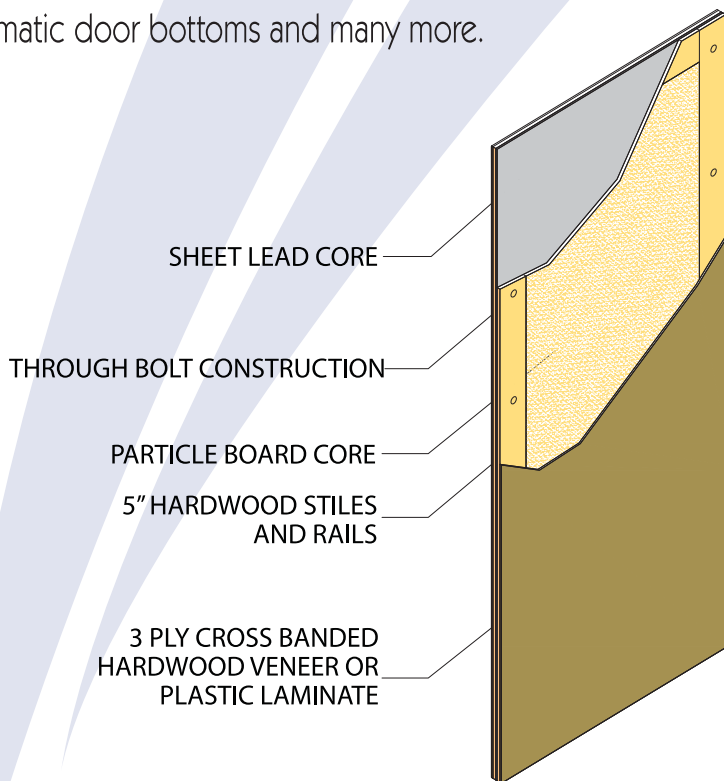


LEAD LINED SOLID CORE DOORS

EL DORADO lead core doors are manufactured to order, with lead thickness from 1/32" to 1/2". A continuous lead sheet is placed in the center of a divided wood core and securely fastened with lead covered bolts. Our doors are available with a variety of wood veneers including Red Oak, White Oak, Birch, and Maple. Many other veneers are available upon request. Plastic laminates with optional edge strips are also available. Edge strips are available for wood venues and are standard on plastic laminates.

Our standard undercut is 1/8" on each side of the door, 1/8" at the top of the doors and 1/2" at the bottom of the door. We machine door slabs for almost any hardware as long as it is compatible with the lead core. This includes cylindrical and mortised locksets, butt hinges, pivot hinges, flush bolts, automatic door bottoms and many more.



EL DORADO

El Dorado Metals of Arkansas